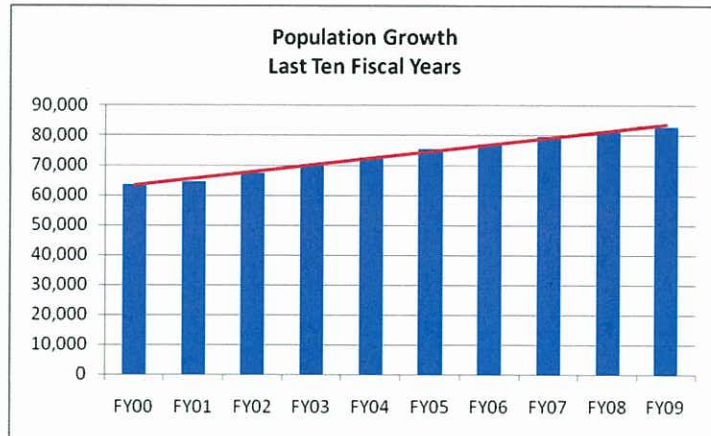


CITY DEMOGRAPHICS AND STATISTICS

This section of the FY 2010-2011 Operating & Capital Budget provides a snapshot of key demographic and statistical data about the City of Suffolk. This information is used to analyze trends that may have an impact on resource allocation decisions and to ensure the City remains competitive with other jurisdictions in the Hampton Roads region.

Population Growth

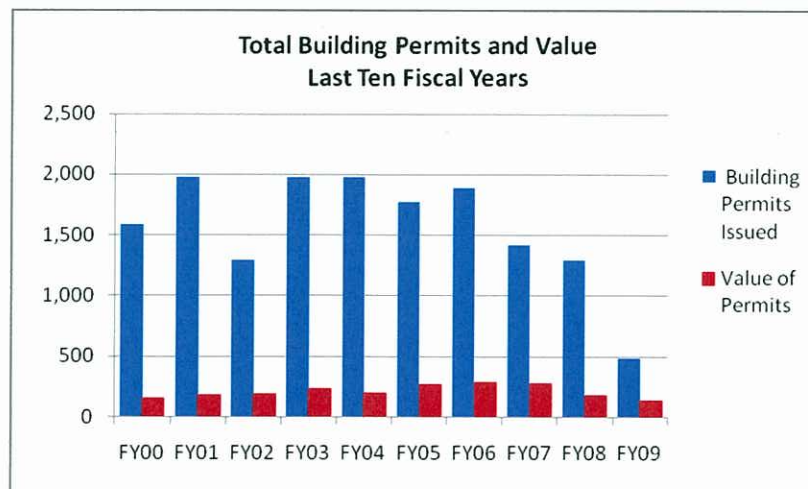
The City of Suffolk continues to be one of the fastest growing localities in the Commonwealth of Virginia. The City's population is currently estimated at 83,006 which represents a 30.4% increase over the last ten years. The City's population is projected to nearly double by the year 2030.



Source: Weldon Cooper Center for Public Service

Building Permits

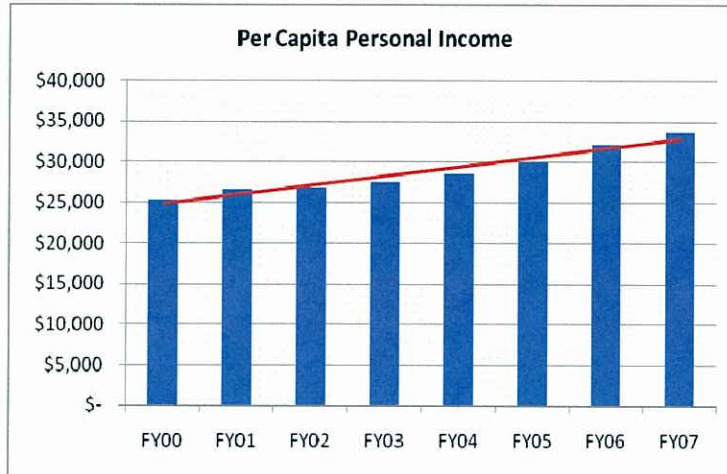
Since FY 2006, the number of building permits issued by the City has declined 74% from 1,886 permits in FY 2006 to 488 in FY 2009. Over the same time period, the value of building permits issued has also declined 54% from \$288.5M to \$134M. This clearly demonstrates the impact of the economic recession on commercial and residential construction. However, despite the decrease over the last three years, the City is well positioned to capture future growth. The City's abundance of land and close proximity to regional transportation routes and commercial and employment centers will continue to make Suffolk an attractive investment for new commercial and residential development in the Hampton Roads region.



Source: Comprehensive Annual Financial Report for FY 2009

Per Capita Personal Income

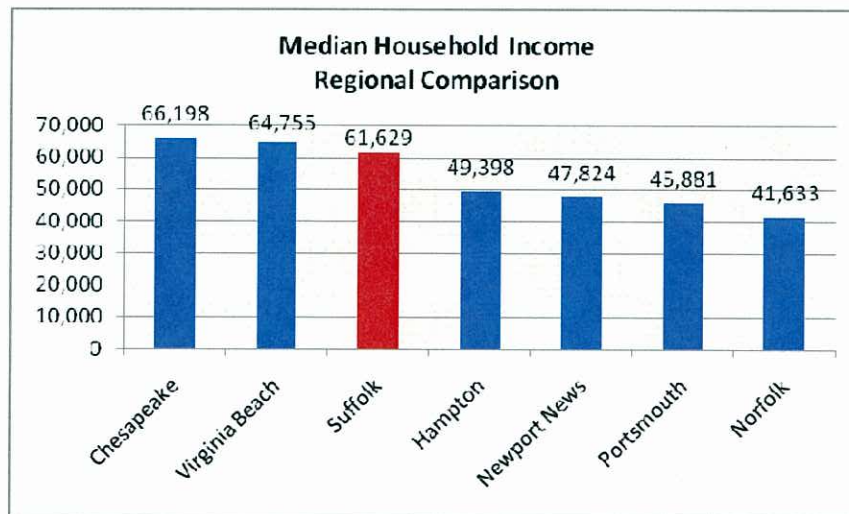
According to the most recent statistics available, Suffolk’s per capita personal income is \$33,751. Per capita personal income is a measure of the total personal income of residents of an area divided by the population. Since 2000, the City’s per capita personal income has increased 33.3%.



Source: Bureau of Economic Analysis

Median Household Income

Median household income is another economic indicator that is commonly used to provide data about a geographic area. Median household income refers to the combination of two income earners within a household as opposed to per capita personal income. Suffolk’s median household income is currently estimated at \$61,629. In comparison to other localities, Suffolk has the third highest median household income among the seven largest jurisdictions in the Hampton Roads region.



Source: U.S. Census Bureau, American Fact Finder, 2008 Estimate